

Portage la Prairie School Division



Annual Report for Continuous Improvement 2023-24 School Year

Superintendent: Pamela Garnham
Assistant Superintendent: Rochelle Rands
Administrator of Curriculum and Instruction: Lisa Shackleton
Administrator of Student Services: Jennifer Adamson

www.plpsd.mb.ca

"DEDICATED TO THE PURSUIT OF EXCELLENCE"

Land Acknowledgment

The Portage la Prairie School Division acknowledges that the schools in our division are located on Treat One land, as well as, the Traditional Territory of the Ojibway, Dakota, Cree and Anishinaabe peoples and the homeland of the Metis nation. We respect the spirit and intent of Treaties and Treaty Making and remain committed to working in partnership with First Nations, Inuit, and Metis people in the spirit of truth, reconciliation, and collaboration.



Who We Are

PLPSD is composed of a team of Sr. Leaders and Divisional Support consultants, coaches and Student Services staff responsive to provincial, divisional, and school mandates, policy and initiatives.

[Portage la Prairie School Division](#) is composed of seventeen schools, seven located within the city of Portage la Prairie, one in the town of Oakville and nine Hutterite Colony Schools in the surrounding areas and offers both English and French Immersion Programming K-12.

It is through the lenses of the provincial Framework for Learning and Mamàhtawisiwin, that Portage la Prairie School Division aligns its practice using the 5 PLPSD Guiding Principles for Learning. These guiding principles provide a cohesive foundation for professional learning and reflective conversations division-wide as we strive to meet the unique needs of all learners as they acquire the skills to flourish and live **The Good Life** (*Manitoba Education and Early Childhood Learning, 2022*).

OPPORTUNITIES

RESPONSIVE LEARNING PROGRAMS

Dedicated and Innovative Staff, Comprehensive Learning Program Options, French Immersion Program Grades K-12, French Culture and Communication Grades 4-12, Music Programs: Band, Music, Guitar, Choral Grades K-12

INNOVATIVE PROGRAMS

High School Sports Academies: Basketball, Mature Student Program Physical Education & Sports Programs, Walking School Bus, Roots of Empathy Archiving Program, SmArts, Digital Media, Career Education Programs including: High School Apprenticeship Program, Credits for Employment

VOCATIONAL TRAINING

Comprehensive Career Development Program, Applied Commerce, Applied Arts (middle and senior years), Human Ecology, Power Mechanics, Building and Construction Trades, Photography, Hairstyling, Health Care Aide, and Childcare Aide

TECHNOLOGY ACCESS

Leading Edge Programming, Mobile Device Carts, High-Speed Internet Access with Wi-Fi, Science Labs, Automated Libraries, Modern Gymnasiums

Together we celebrate...

- A commitment to Truth and Reconciliation.
- Infused opportunities for Indigenous ways of knowing and doing.
- Partnership with neighboring Indigenous communities.
- Responsive student-centered learning programming.
- Increasing enrolment and consistent graduation rates.
- Rich cultural diversity.
- Community partnerships.
- English and French Immersion programming from Kindergarten to Grade 12.
- Career and vocational learning opportunities that begin in the middle years.
- Curriculum that is responsive to student academic and life goals.
- Vast selection of technology to enhance access and learning for all.
- Flexible alternative options for learning.

And collaborate to support...

- Creating equitable and accessible opportunities for all learners.
- Development of the whole child.
- Student engagement and regular school attendance.
- Spaces where all students belong.
- Reducing transportation, food security, and mental health barriers



Grant Reports

[Career Development](#)

[Early Childhood Development Initiative](#)

[English as an Additional Language](#)

[English Literacy](#)

[French Immersion Literacy](#)

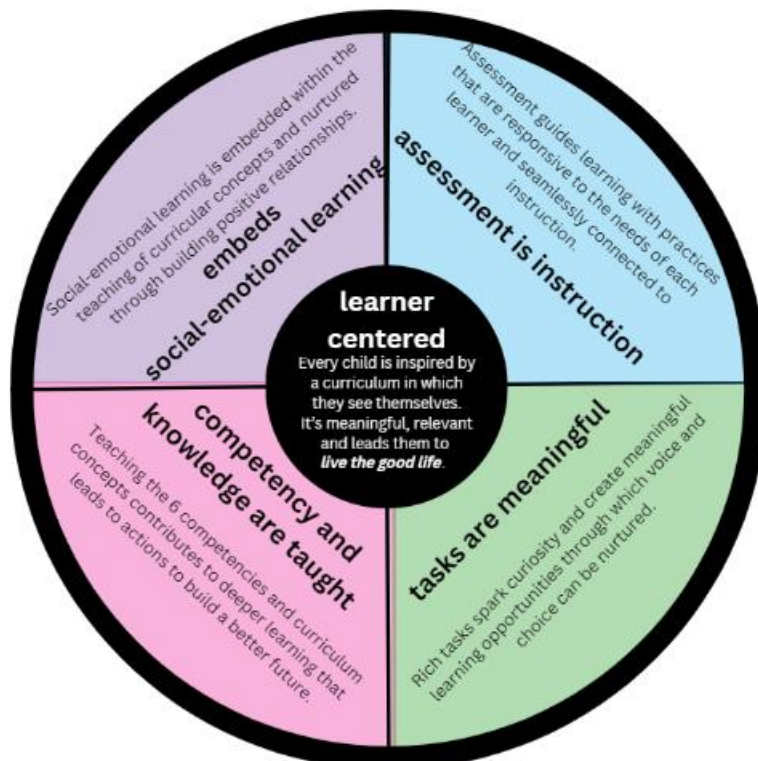
[Indigenous Academic Achievement](#)

[Learning to Age 18](#)

[Numeracy French Immersion and English Programs](#)

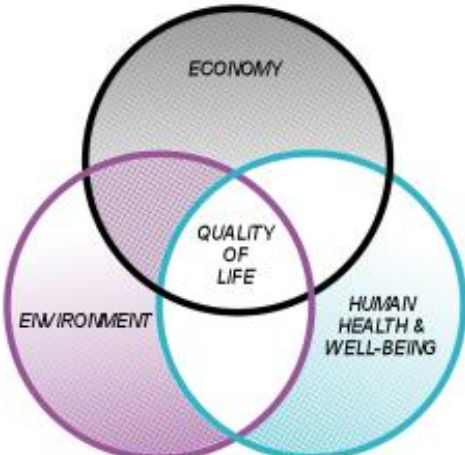
[Technology Education](#)

5 Guiding Principles of PLPSD
Est. 2022



Division Staffing Profile (Sept. 2023)			
Principals	9	Trustees	9
Vice Principals (including 1 Hutterian School Supervisor)	8	Technology Department (3 Computer Technicians, 2 Network Administrators, 1 IT Administrator, and 2 SIS Administrators)	8
School Admin Assistant/Clerical Team (11 Admin Assistants and 5 Clerical Assistants)	16	Transportation and Operations Department (20 Bus Drivers, 2 Mechanics, and 1 Supervisor of Transportation)	23
Resource Teachers	16	Occupational Therapists	2
Guidance Counsellors	15	Outreach Facilitators	4
Teaching Staff (not Principals or Coaches)	224	Community Connector	1
Coaches and Consultants	16.5	Indigenous Student Support Workers	3
Psychologists	3	Speech Language Pathologists	4
WRAP Facilitator, Psychiatric Nurse, AFM Worker	3	Mental Health Facilitator, Mental Wellness & Rehabilitation Facilitator	3
Contracted Physiotherapist and Occupational Therapist Days	45 days	Preschool Teachers (BSSIP Grant)	2
<p>The Student Services Department is composed of a team of Resource Teachers, Guidance Counsellors, Coaches, Consultants, Strategic Initiatives Learning Coordinator, Clinical staff including Psychologists, Speech and Language Pathologists, Occupational Therapists an EMHA (Enhanced Mental Health and Addictions Team including, WRAP Facilitator, Mental Health and Addictions Nurse, Youth Substance Use Counsellor), Outreach Facilitators, Behaviour Coaches, and a Mental Health Facilitator.</p>			

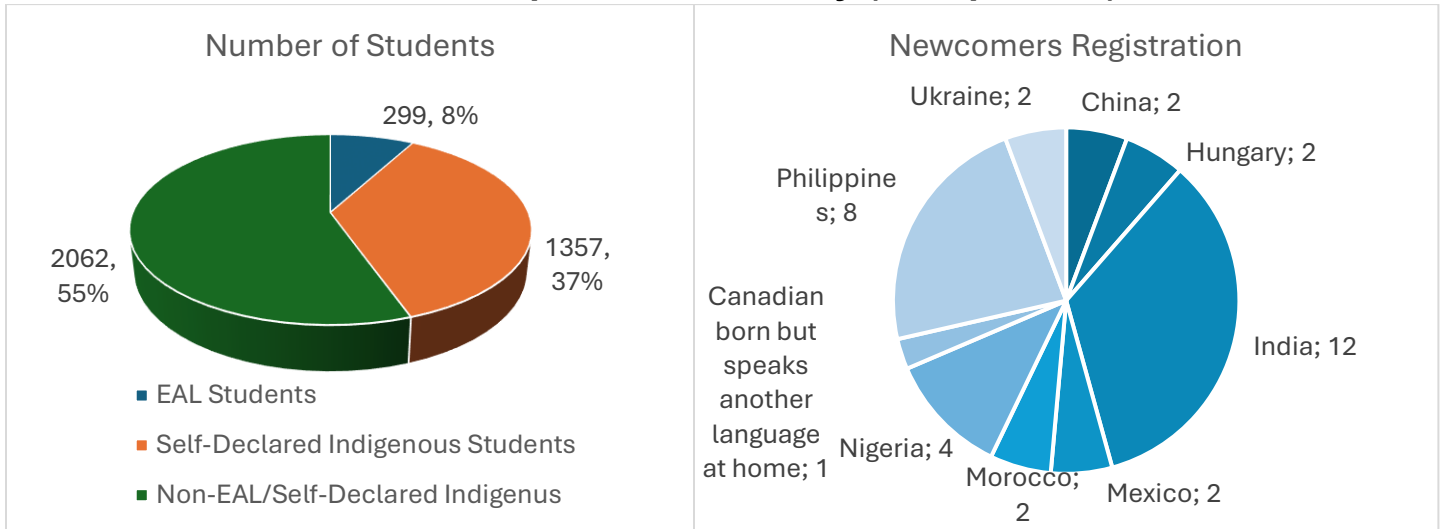
Education for Sustainable Development



“Education for Sustainable development involves incorporating key themes of sustainable development such as poverty alleviation, human rights, health and environmental protection, climate change into the education system.” ([MEECL website](#))

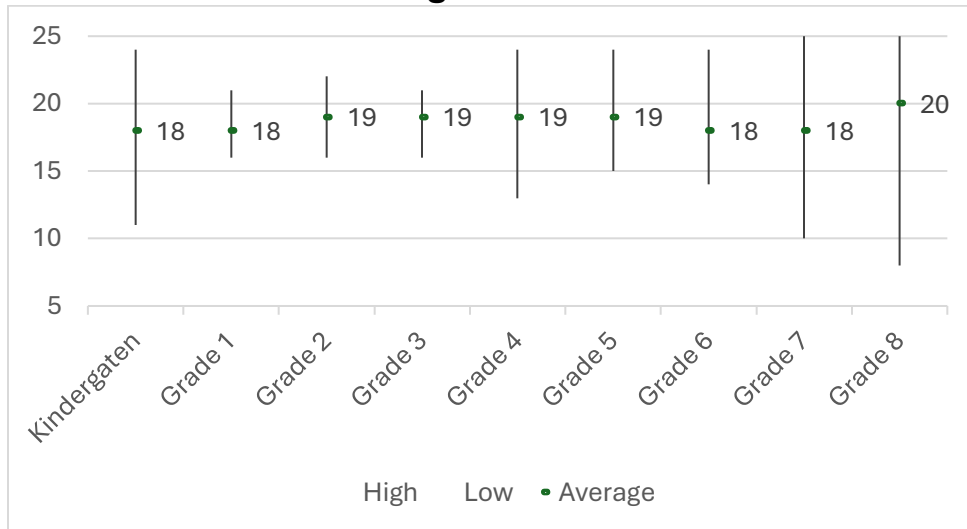
ESD in Portage la Prairie School Division is prioritize at the division, school and classroom levels. Some of the projects from the past year include the addition of water filling stations at each school, Leadership Event for students at Portage Collegiate, and a Basketball mentorship project.

Student Population Summary (at Sept. 2023)



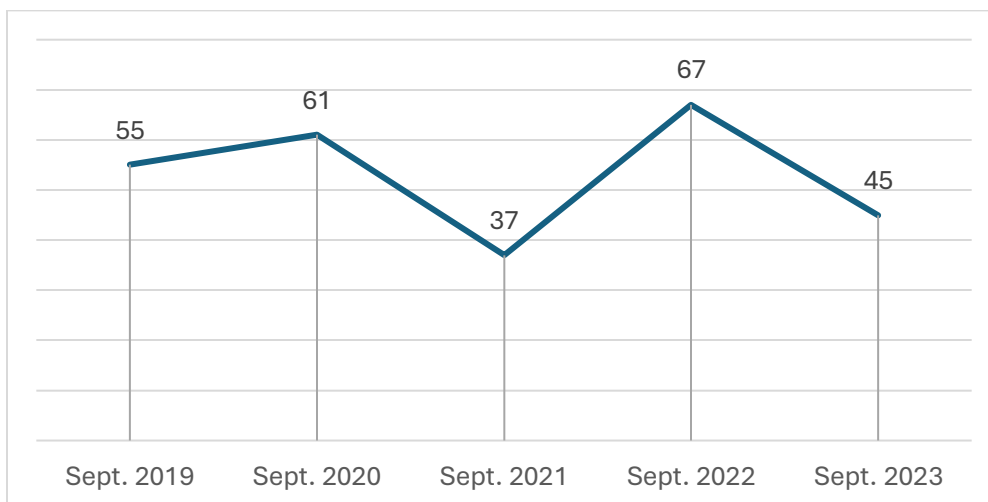
The total number of students enrolled in PLPSD as of September 2023 was 3,718.

Average Class Size



Average class size calculation does not include Hutterian schools which are generally less than ten.

French Immersion Program (Maternelle) Kindergarten Enrollment Count



Early Years Assessment

Grade 3 Provincial Reading Assessment

Competencies: (1) Student reflects on and sets reading goals, (2) Student uses strategies during reading to make sense of texts, and (3) Student demonstrates comprehension

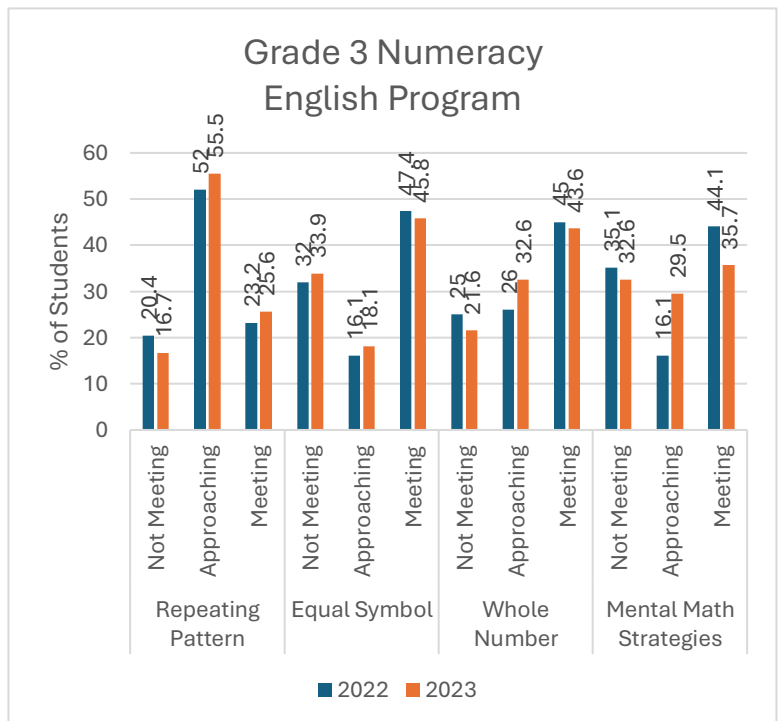
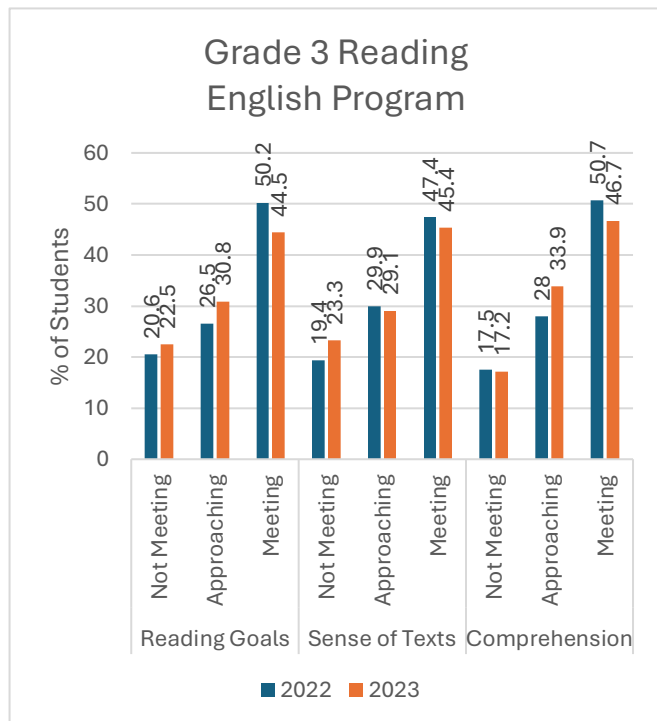
Grade 3 Provincial Numeracy Assessment

Competencies: (1) Student predicts and element in a repeating pattern, (2) Student understands that the equal symbol represents and equality of the terms found on either side of the symbol, (3) Student understands that a given whole number may be represented in a variety of ways (to 100), and (4) Student uses mental math strategies to determine answers to addition and subtraction questions to 18.

Out of Scope: A small number of students for whom the assessment is not reasonable. The percentage calculated includes this population.

Grade 3 English Program

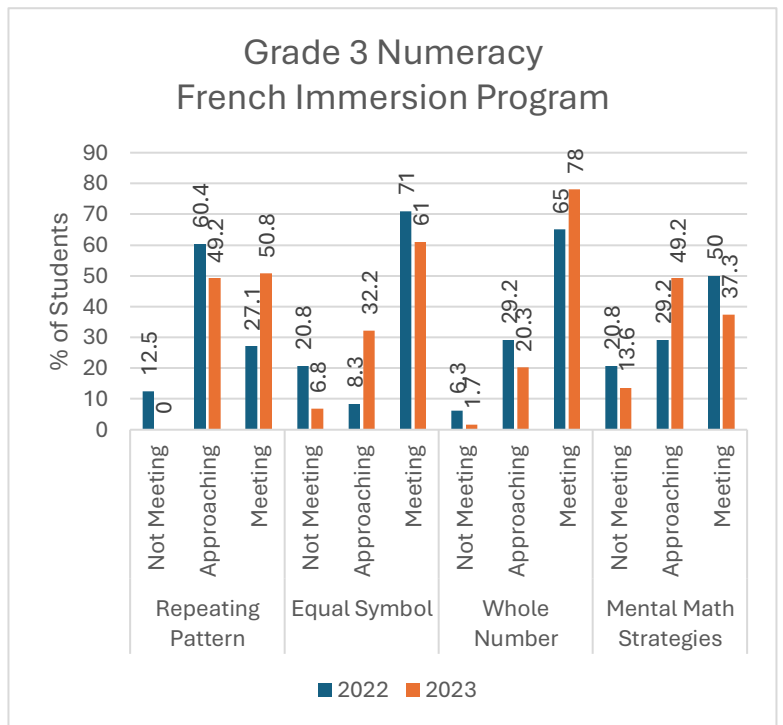
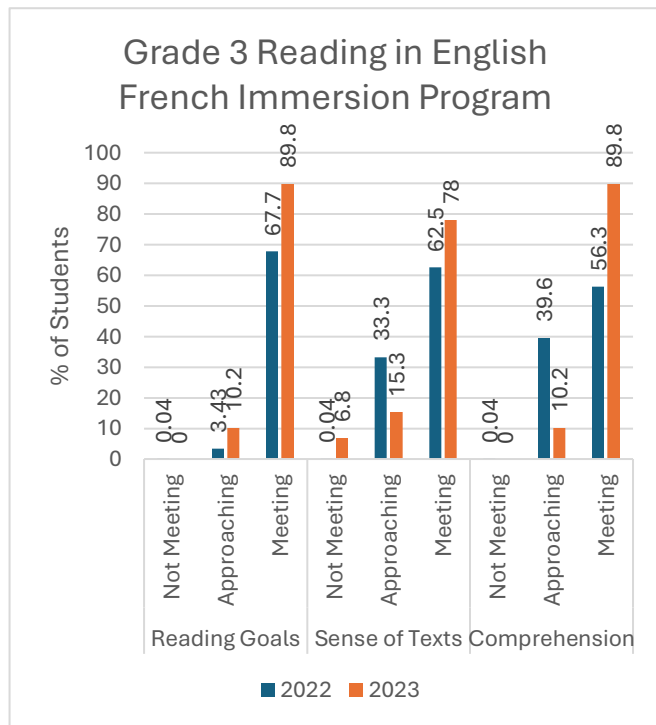
Grade 3 - Disaggregation English Program	Number of Students		% of Students Meeting Expectations in all 3 Sub-Competencies			
			Reading		Numeracy	
	October 2022	October 2023	October 2022	October 2023	October 2022	October 2023
English as an Additional Language	34	41	38.2%	31.7%	20.6%	12.2%
Self-declared Indigenous	90	91	26.7%	20.9%	7.8%	9.9%
Students in Care	10	10	30.0%	10.0%	10.0%	0.0%
Male Students	115	112	40.0%	36.6%	20.0%	23.2%
Female Students	96	113	40.6%	39.8%	14.6%	10.6%
Divisional	211	227	40.3%	37.9%	17.5%	16.7%
Provincial	12,119	12,203	45.7%	44.5%	34.5%	35.6%



Grade 3 French Immersion Program

Grade 3 - Disaggregation French Immersion Program	Number of Students		% of Students Meeting Expectations in all 3 Sub-Competencies			
			Reading in English		Numeracy	
	October 2022	October 2023	October 2022	October 2023	October 2022	October 2023
English as an Additional Language	3	5	*	*	*	*
Self-declared Indigenous	15	10	33.3%	80.0%	13.3%	40.0%
Students in Care	0	0	*	*	*	*
Male Students	22	26	36.4%	65.4%	27.3%	26.9%
Female Students	26	33	46.2%	87.9%	15.4%	30.3%
Divisional	48	59	41.7%	78.0%	20.8%	28.8%
Provincial	2,566	2,706	60.0%	62.7%	40.4%	43.0%

*Indicates fewer than 10 students, resulting in limited data.



Grade 4 Provincial Reading in French Assessment

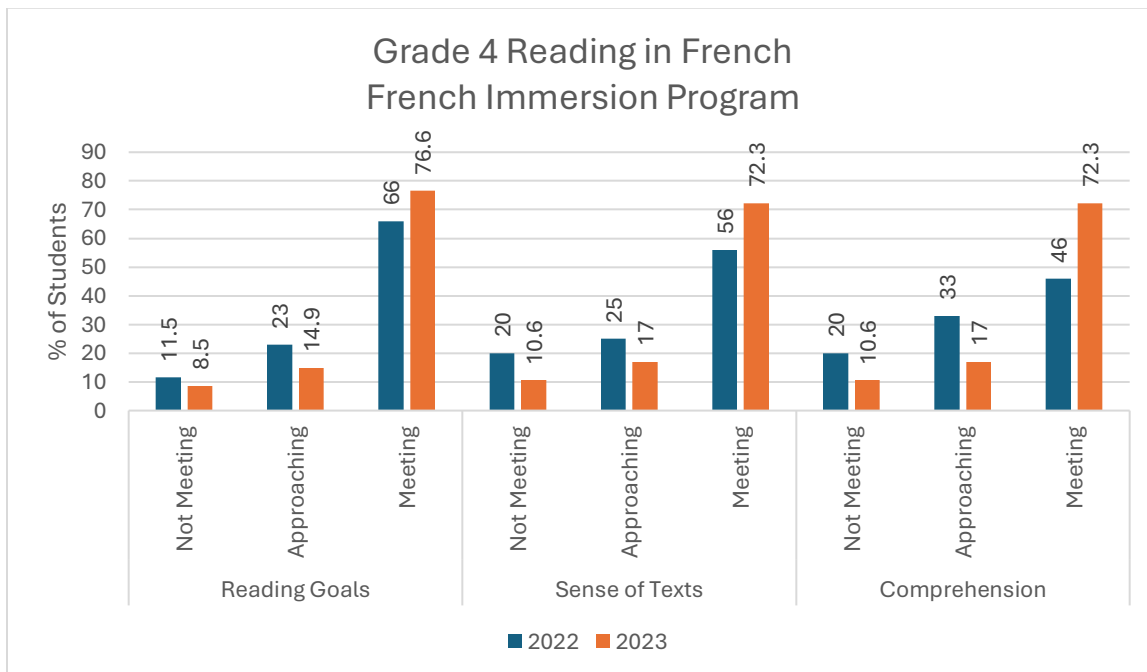
Competencies: (1) Student reflects on and sets reading goals, (2) Student uses strategies during reading to make sense of texts, and (3) Student demonstrates comprehension.

***Out of Scope:** A small number of students for whom the assessment is not reasonable. The percentage calculated includes this population.

Grade 4 French Immersion Program

Grade 4 - Disaggregation French Immersion Program	Number of Students		% of Students Meeting Expectations in all 3 Sub-Competencies	
			Reading in French	
	October 2022	October 2023	October 2022	October 2023
English as an Additional Language	2	4	*	*
Self-declared Indigenous	21	13	38.1%	46.2%
Students in Care	0	0	*	*
Male Students	33	23	33.3%	56.5%
Female Students	28	24	46.4%	83.3%
Divisional	61	47	39.3%	70.2%
Provincial	2,503	2,433	47.0%	48.0%

*Indicates fewer than 10 students, resulting in limited data.



Middle Years Assessment

Grade 7 Provincial Numeracy Assessment

Number Sense: Student has a conceptual understanding of number and of some of its representations.

Sub-Competencies: (1) Student orders fractions, (2) Student orders decimal numbers, and (3) Student understands that a given number may be represented in a variety of ways.

Number Skills: Student solves mathematical problems using knowledge of number patterns and mental math strategies.


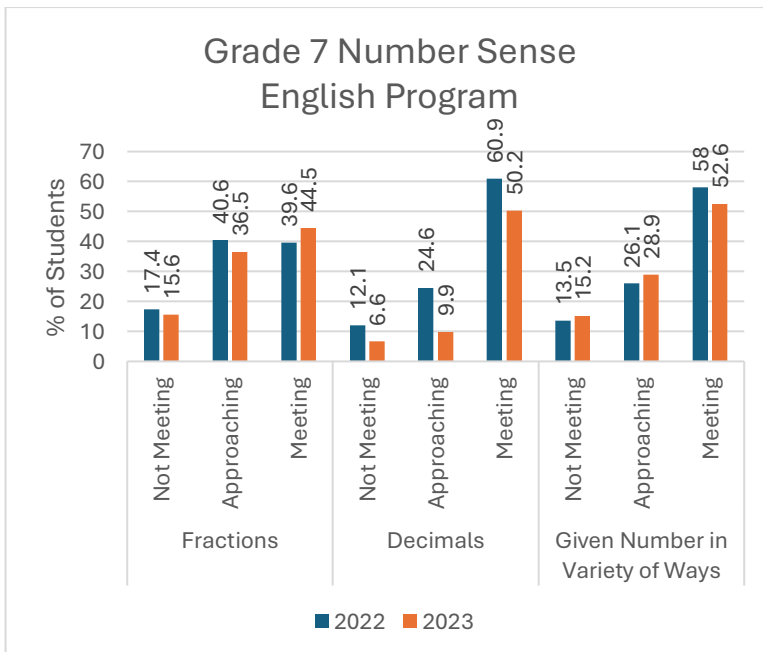
Sub-Competencies: (1) Student uses number patterns to solve mathematical problems, and (2) Student uses a variety of strategies to calculate and explain a mental math problem.

***Out of Scope:** A small number of students for whom the assessment is not reasonable. The percentage calculated includes this population.

Grade 7 English Program

Grade 7 - Disaggregation English Program	Number of Students		% of Students Meeting Expectations in all 5 Sub-Competencies	
			Number Sense & Number Skills	
	January 2023	January 2024	January 2023	January 2024
English as an Additional Language	6	12	*	25.0%
Self-declared Indigenous	75	96	5.3%	12.5%
Students in Care	8	6	*	*
Male Students	108	98	17.6%	29.6%
Female Students	99	112	14.1%	17.9%
Divisional	207	211	15.9%	23.2%
Provincial	12,580	13,145	38.1%	39.3%

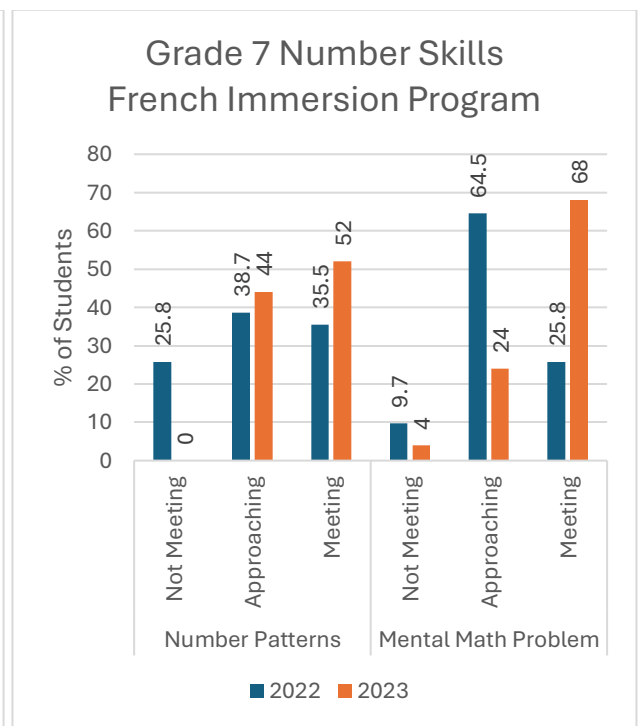
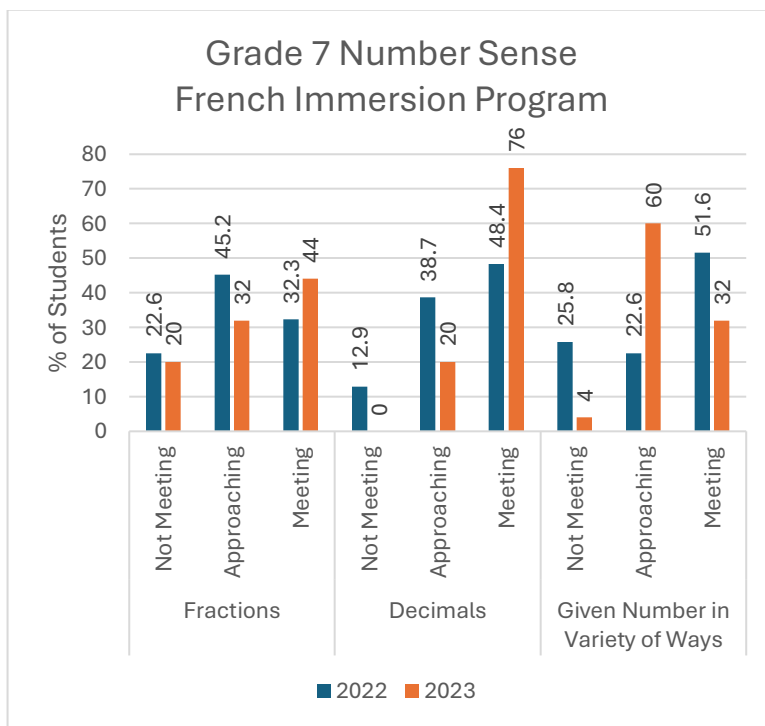
*Indicates fewer than 10 students, resulting in limited data.



Grade 7 French Immersion Program

Grade 7 - Disaggregation French Immersion Program	Number of Students		% of Students Meeting Expectations in all 5 Sub-Competencies	
			Number Sense & Number Skills	
	January 2023	January 2024	January 2023	January 2024
English as an Additional Language	1	0	*	*
Self-declared Indigenous	11	3	18.2%	*
Students in Care	0	0	*	*
Male Students	12	13	25.0%	38.5%
Female Students	19	12	21.1%	8.3%
Divisional	31	25	22.6%	24.0%
Provincial	2,045	1,969	48.2%	46.0%

*Indicates fewer than 10 students, resulting in limited data.



Grade 8 Provincial Numeracy Assessment

Reading Comprehension: Student comprehends a variety of grade-level text (fiction and non-fiction).

Sub-Competencies: (1) Student understands key ideas and messages in a variety of texts, (2) Student interprets a variety of texts, and (3) Student responds critically to a variety of texts.

Expository Writing: Student writes expository texts for a variety of audiences and purposes.

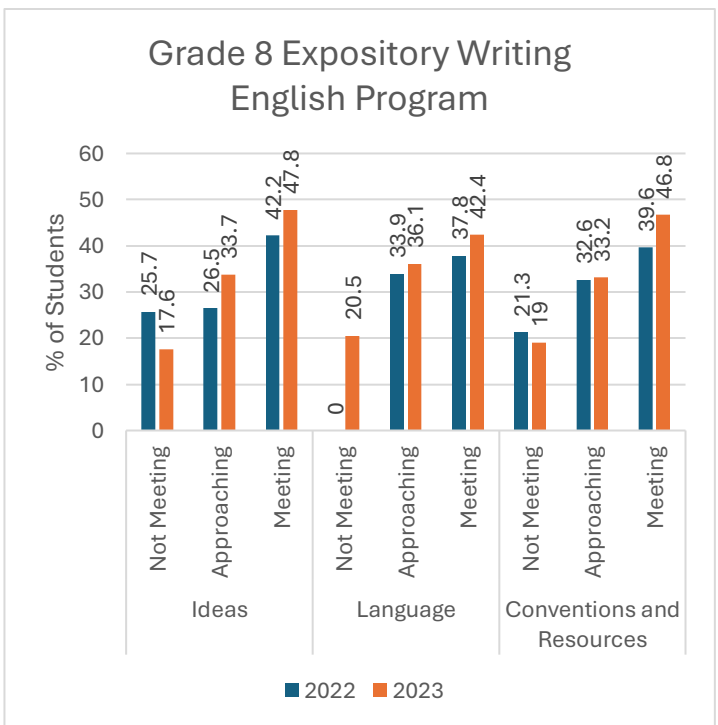
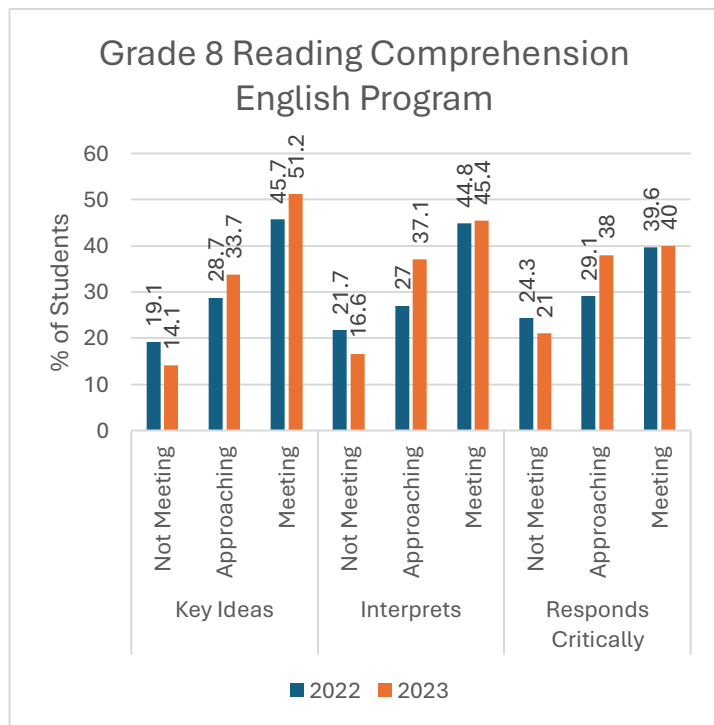
Sub-Competencies: (1) Student generates, selects and organizes ideas to support reader’s understanding, (2) Student chooses language to make an impact on the reader, and (3) Student uses conventions and resources to edit and proofread to make meaning clear.

***Out of Scope:** A small number of students for whom the assessment is not reasonable. The percentage calculated includes this population.

Grade 8 English Program

Grade 8 - Disaggregation English Program	Number of Students		% of Students Meeting Expectations in all 3 Sub-Competencies			
	January 2023	January 2024	Reading Comprehension		Expository Writing	
			January 2023	January 2024	January 2023	January 2024
English as an Additional Language	8	11	*	36.4%	*	45.5%
Self-declared Indigenous	97	73	26.8%	15.1%	19.6%	16.4%
Students in Care	1	6	*	*	*	*
Male Students	122	106	29.9%	29.2%	21.3%	29.2%
Female Students	107	99	47.7%	37.4%	42.1%	48.5%
Divisional	230	205	37.0%	33.2%	30.9%	38.5%
Provincial	12,948	13,015	52.3%	51.8%	45.2%	45.0%

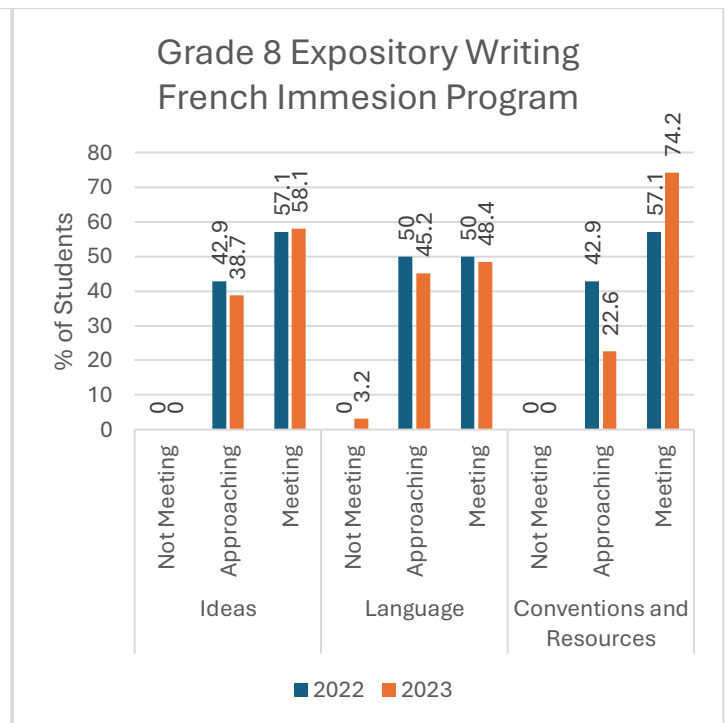
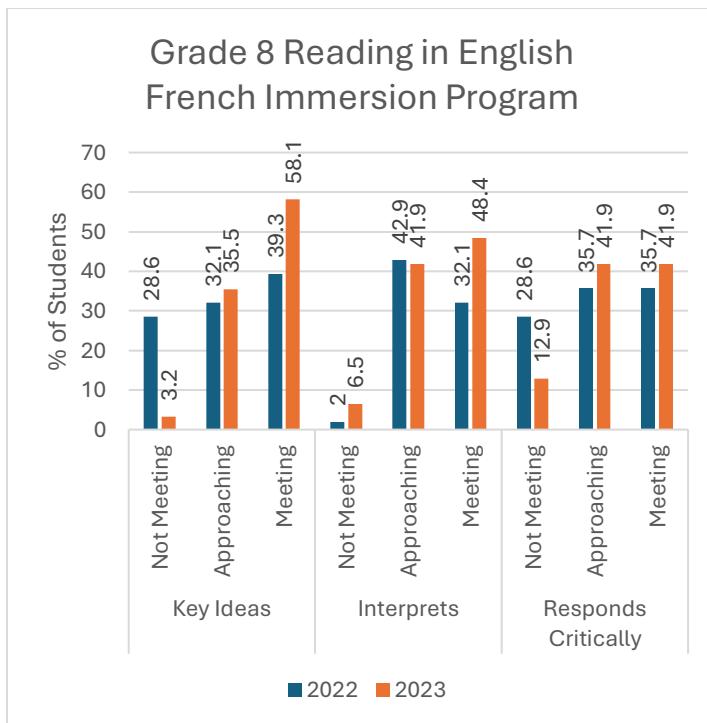
*Indicates fewer than 10 students, resulting in limited data.



Grade 8 French Immersion Program

Grade 8 - Disaggregation French Immersion Program	Number of Students		% of Students Meeting Expectations in all 3 Sub-Competencies			
			Reading Comprehension in English		Expository Writing in English	
	January 2023	January 2024	January 2023	January 2024	January 2023	January 2024
English as an Additional Language	1	1	*	*	*	*
Self-declared Indigenous	4	11	*	54.5%	*	36.4%
Students in Care	0	0	*	*	*	*
Male Students	15	13	33.3%	46.2%	26.7%	38.5%
Female Students	13	18	53.8%	55.6%	61.5%	44.4%
Divisional	28	31	42.9%	51.6%	42.9%	41.9%
Provincial	1,958	1,980	70.6%	73.8%	63.2%	67.5%

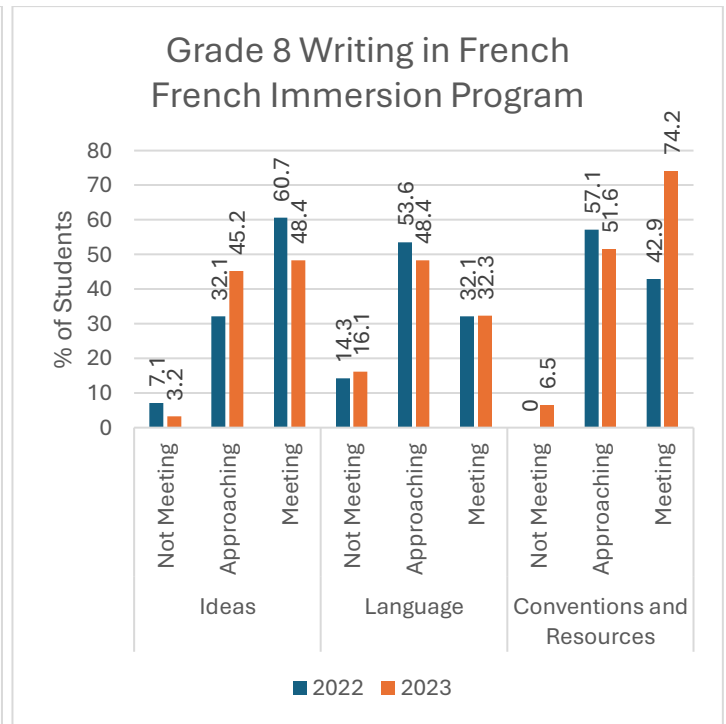
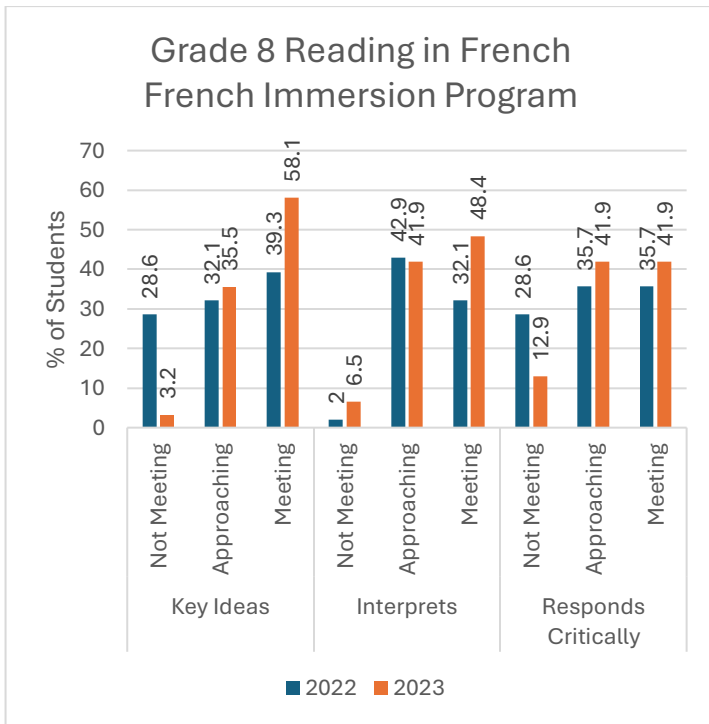
*Indicates fewer than 10 students, resulting in limited data.



Grade 8 French Immersion Program - continued

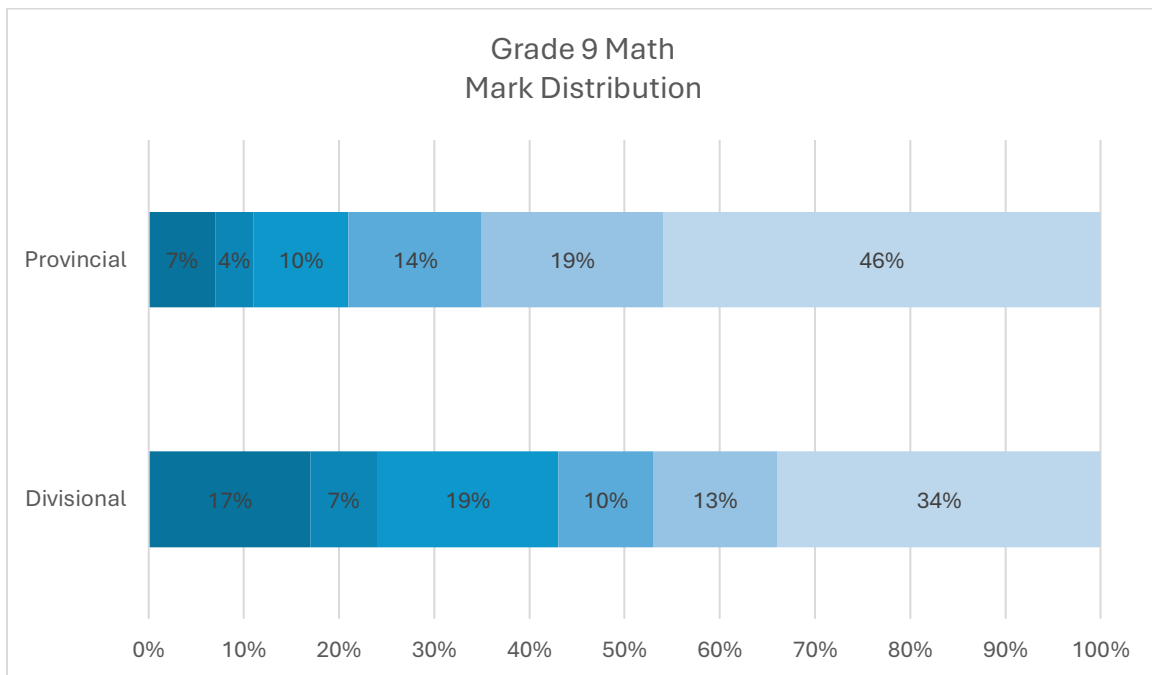
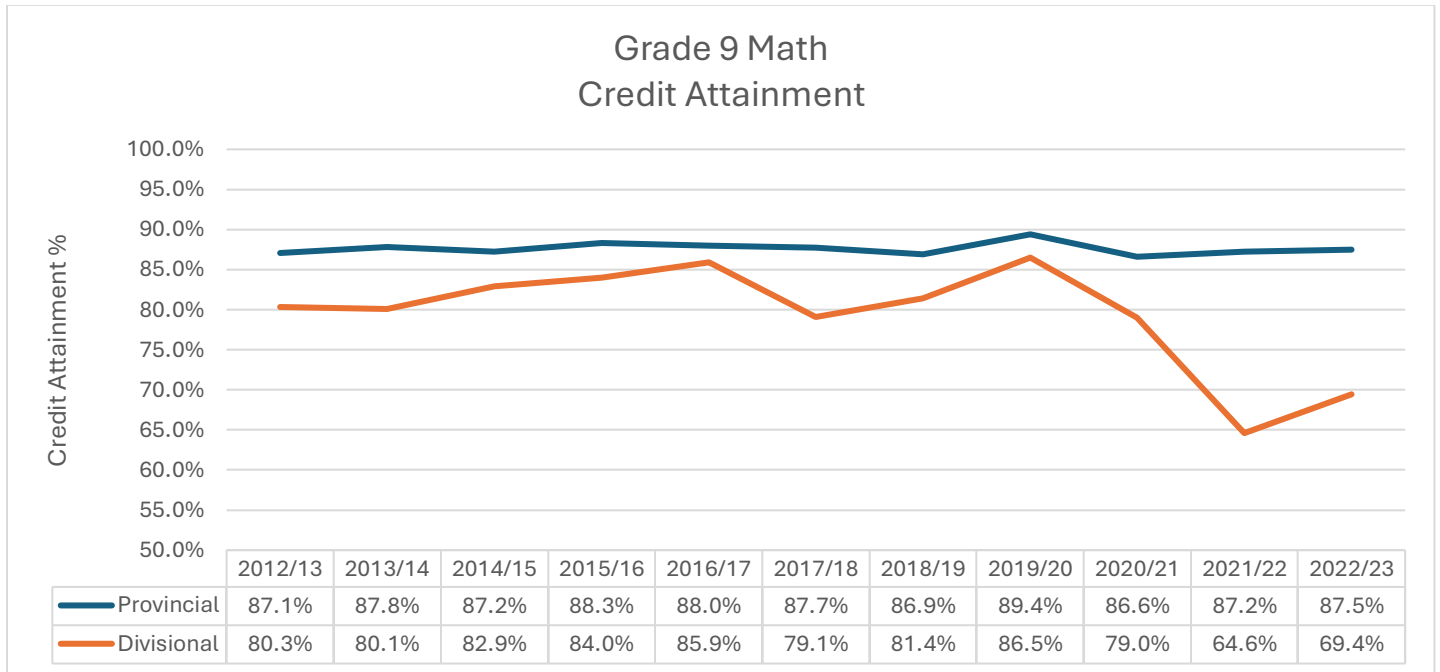
Grade 8 - Disaggregation French Immersion Program	Number of Students		% of Students Meeting Expectations in all 3 Sub-Competencies			
			Reading Comprehension in French		Expository Writing in French	
	January 2023	January 2024	January 2023	January 2024	January 2023	January 2024
English as an Additional Language	1	1	*	*	*	*
Self-declared Indigenous	4	11	*	27.3%	*	18.2%
Students in Care	0	0	*	*	*	*
Male Students	15	13	26.7%	38.5%	26.7%	30.8%
Female Students	13	18	30.8%	44.4%	38.5%	33.3%
Divisional	28	31	28.6%	41.9%	32.1%	32.3%
Provincial	1,958	1,980	59.1%	65.2%	49.9%	53.7%

*Indicates fewer than 10 students, resulting in limited data.

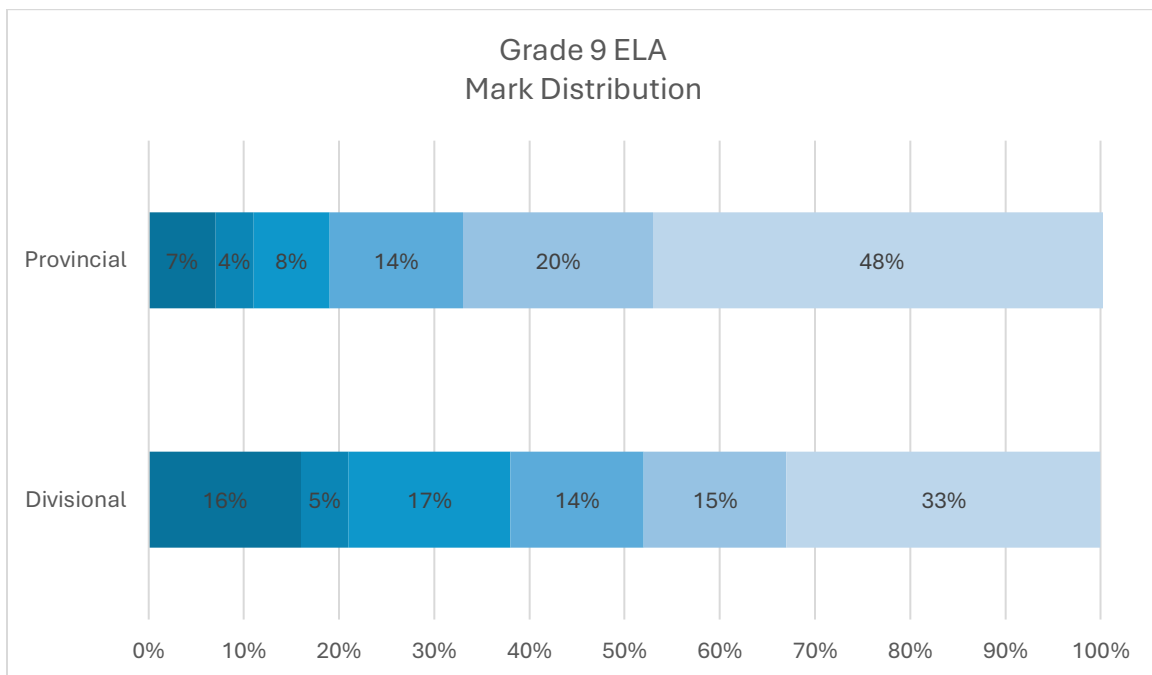
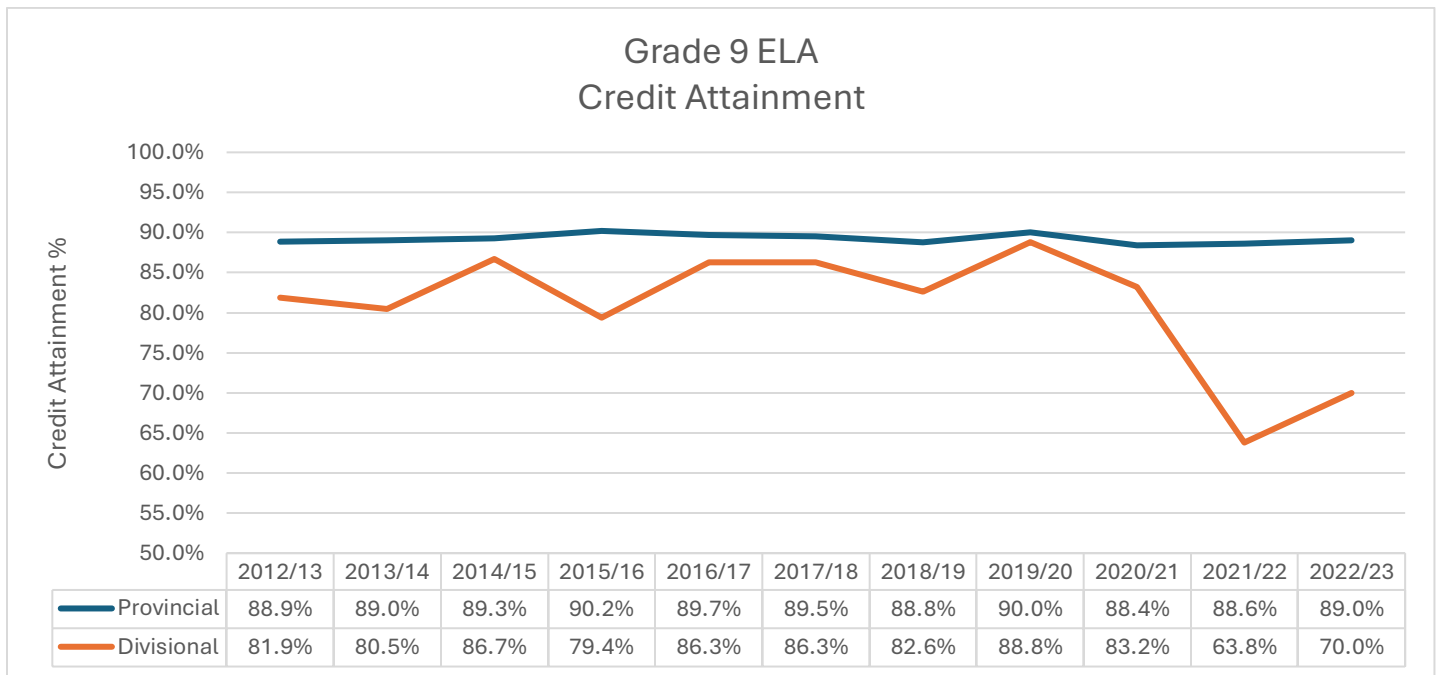


High School Assessment

Grade 9 Math Assessment



Grade 9 ELA Assessment



Grade 12 Assessment

Semester 1 Course	Student Total	Pass rate		Mean	
		Division	Province	Division	Province
Essential Mathematics	47	59.6	61.9	54.8	55.9
Applied Mathematics	2	50.0	63.6	34.1	56.3
Pre-Calculus Mathematics	27	77.8	65.6	65.9	60.6
ELA-English Program (Sem 1 only)	82	76.8	85.5	65.5	67.6
ELA-French Immersion Program	9	88.9	85.5	77.0	67.6

Semester 2 Course	Student Total	Pass rate		Mean	
		Division	Province	Division	Province
Essential Mathematics	41	78.0	66.1	63.1	58.6
Applied Mathematics	12	41.7	71.5	51.1	60.4
Pre-Calculus Mathematics	14	35.7	70.9	39.3	63.5
Français Language Arts (Sem 2 only)	10	100.0	91.9	74.0	73.5
English Language Arts	<i>*Assessment retracted by MEECL</i>				

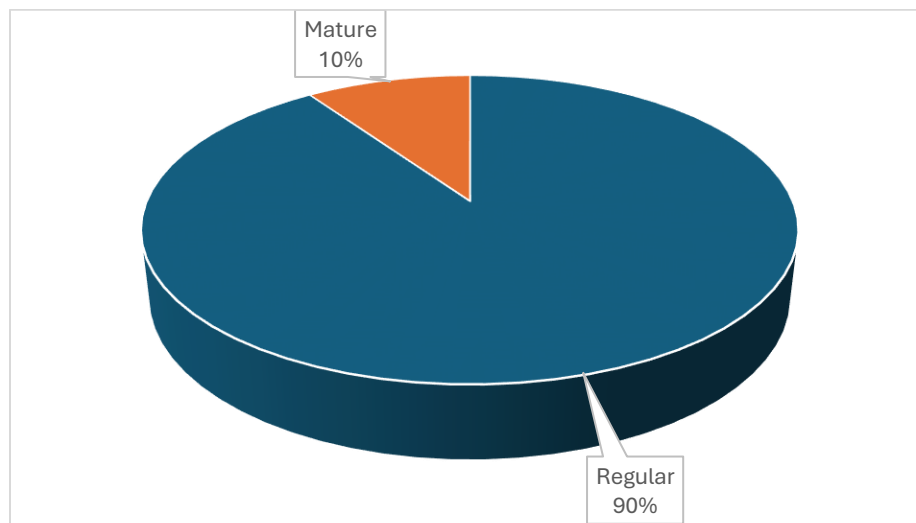
High School Graduation (June 2024)

Regular Graduates

Age Group	Number of Females	Number of Males	Total Graduates
16 years	3	0	3
17 years	46	37	83
18 years	43	58	101
19 years	1	5	6
20 years	0	0	0
21 years	0	0	0
Over 21	2	1	3
Under 16	0	0	0
TOTAL	95	101	196

Mature Graduates

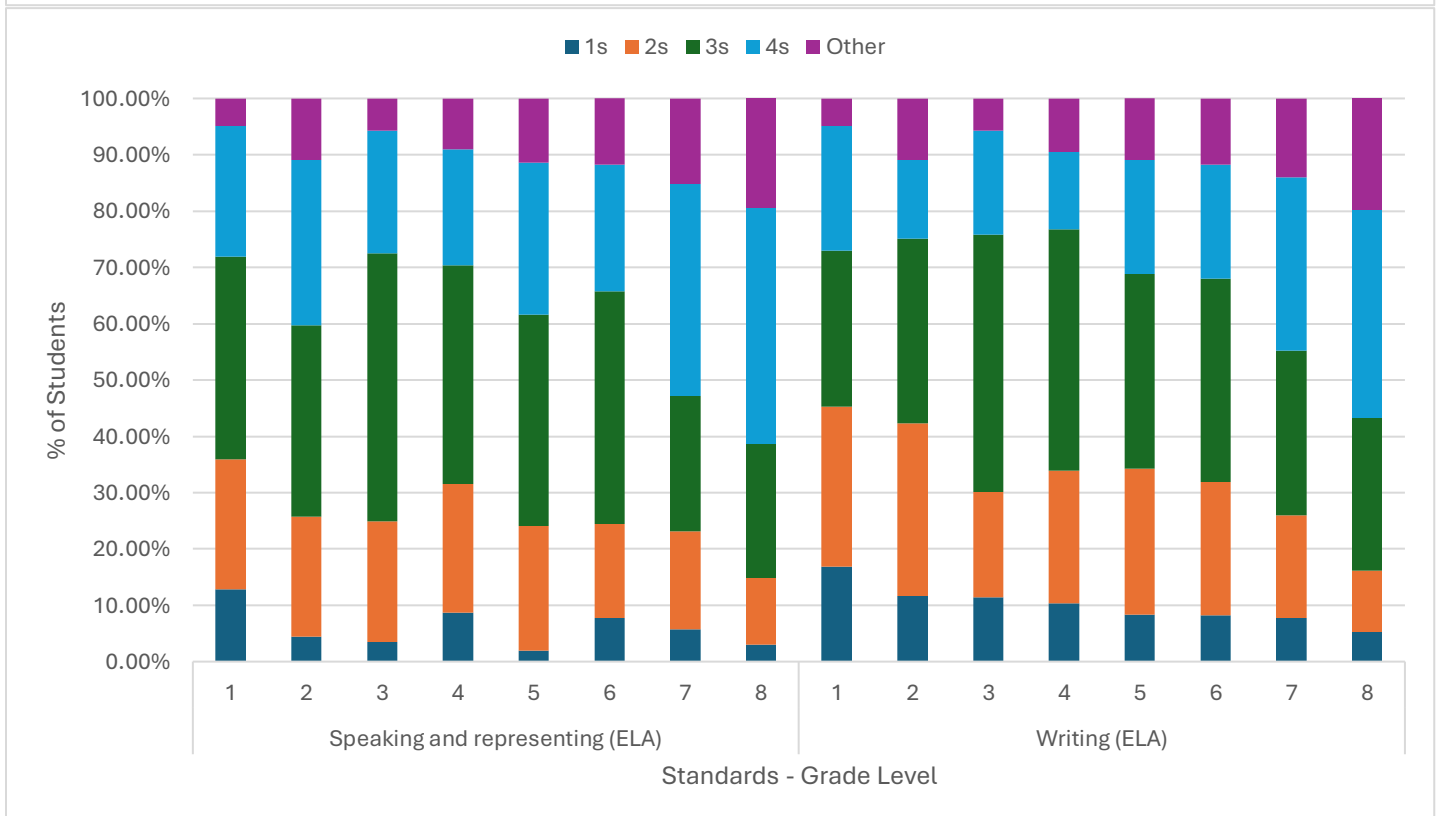
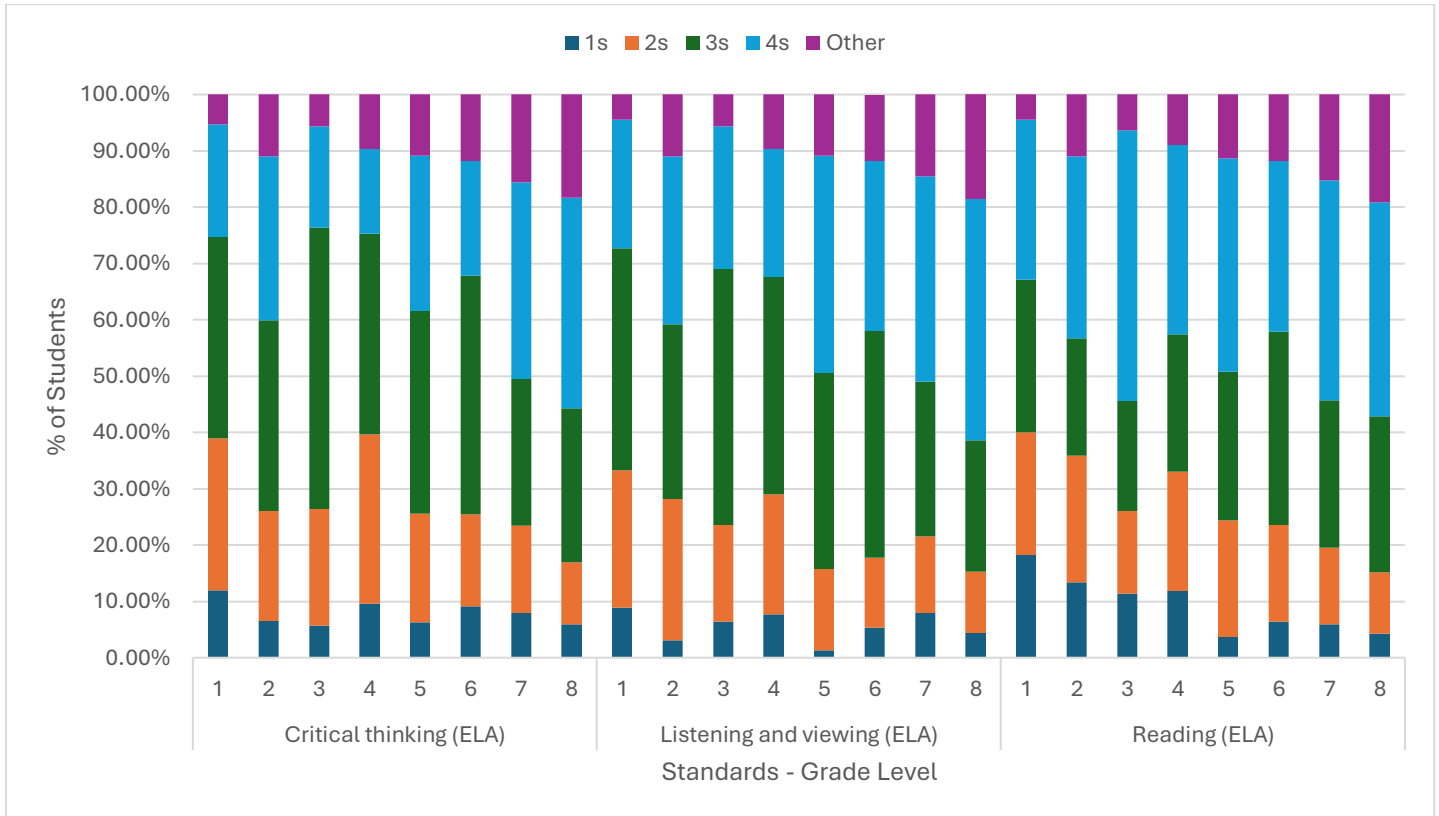
Age Group	Number of Females	Number of Males	Total Graduates
20 years	0	2	2
21 years	1	0	1
22 years	1	0	1
24 years	0	0	0
Over 25	3	2	5
Under 20	7	5	12
TOTAL	12	9	21



Report Card Data – Term 3 2023/24

Grades 1-8: Percentage of Students for Each Report Card Standard (ELA)

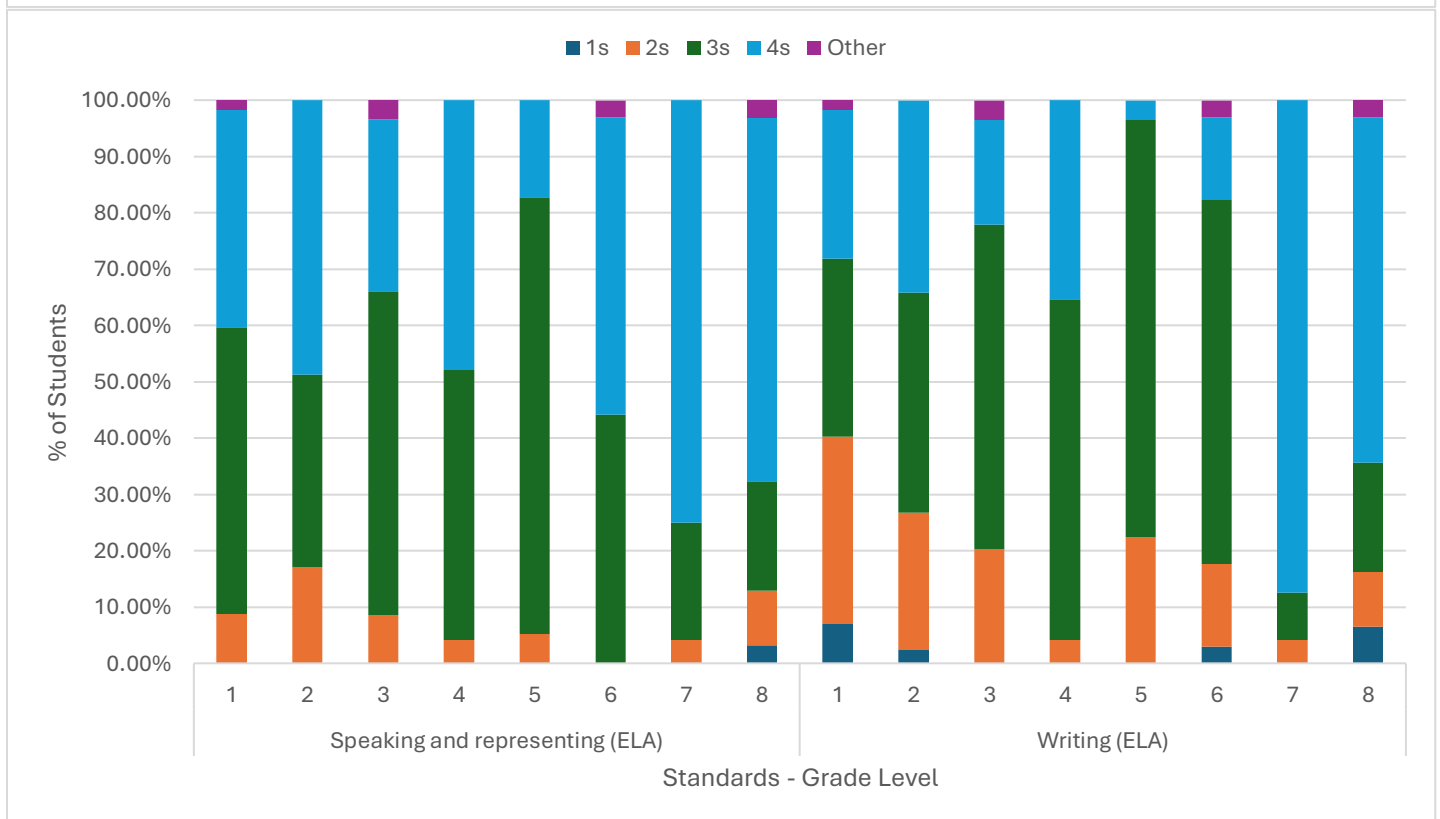
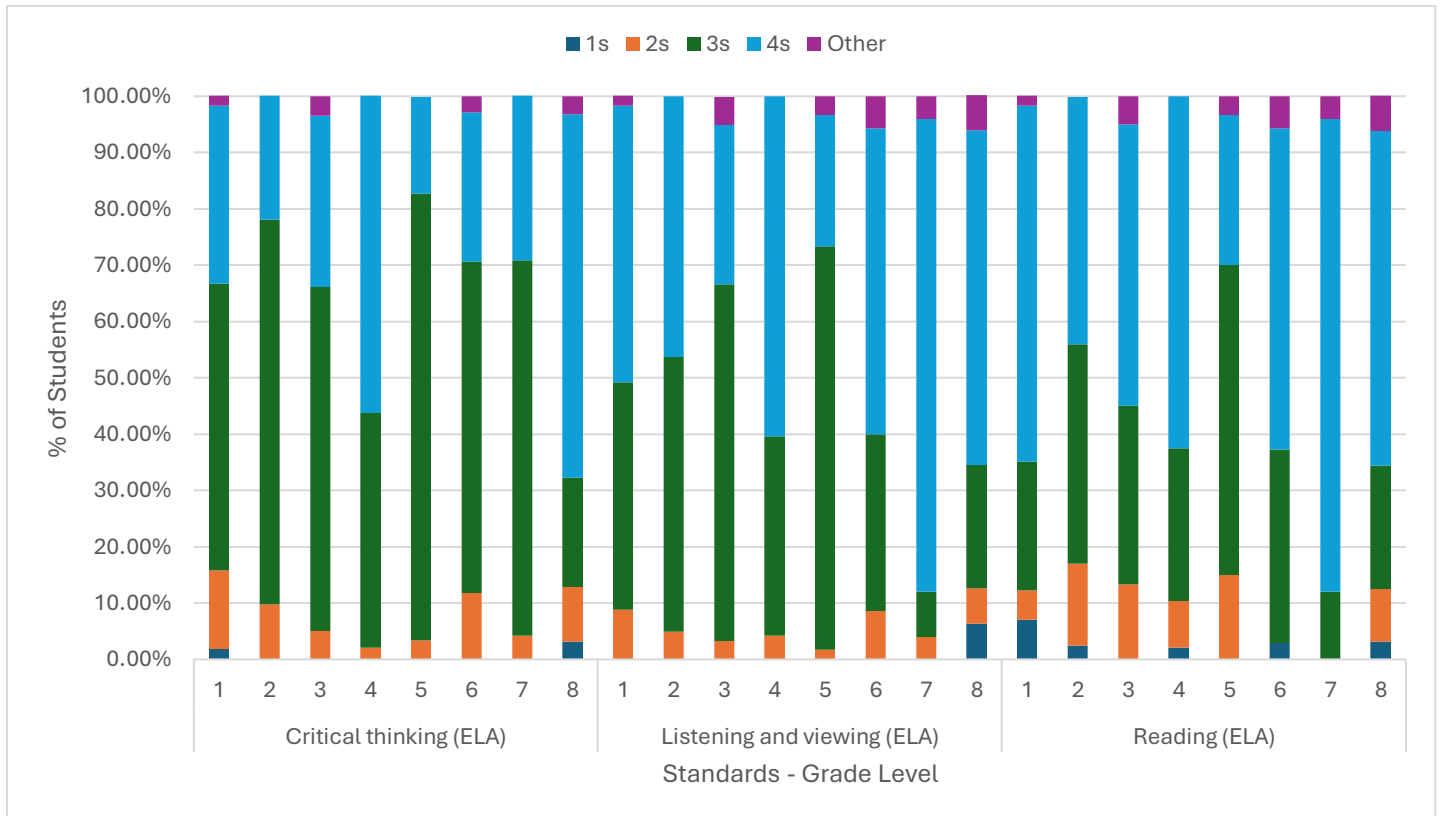
English Program



Report Card Data – Term 3 2023/24

Grades 1-8: Percentage of Students for Each Report Card Standard (ELA)

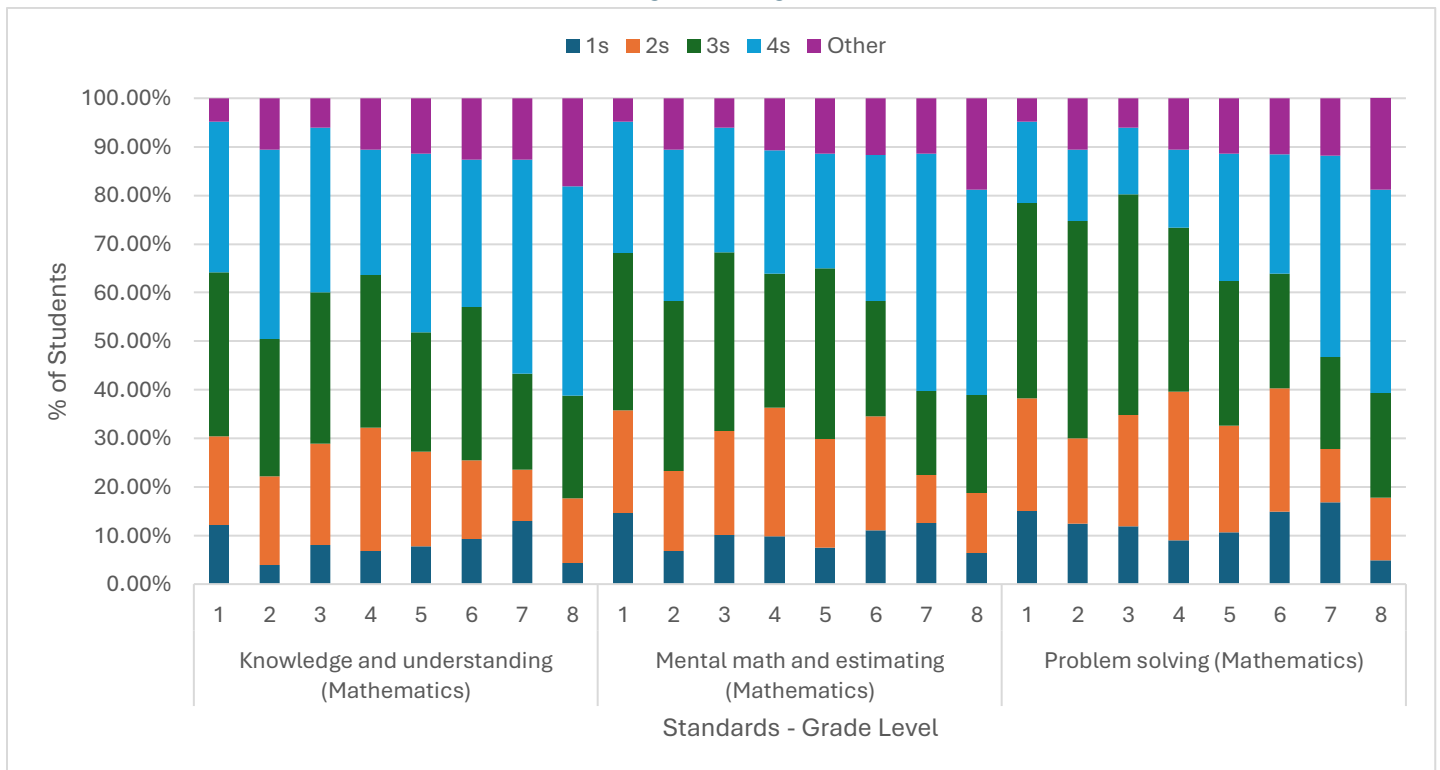
French Immersion Program



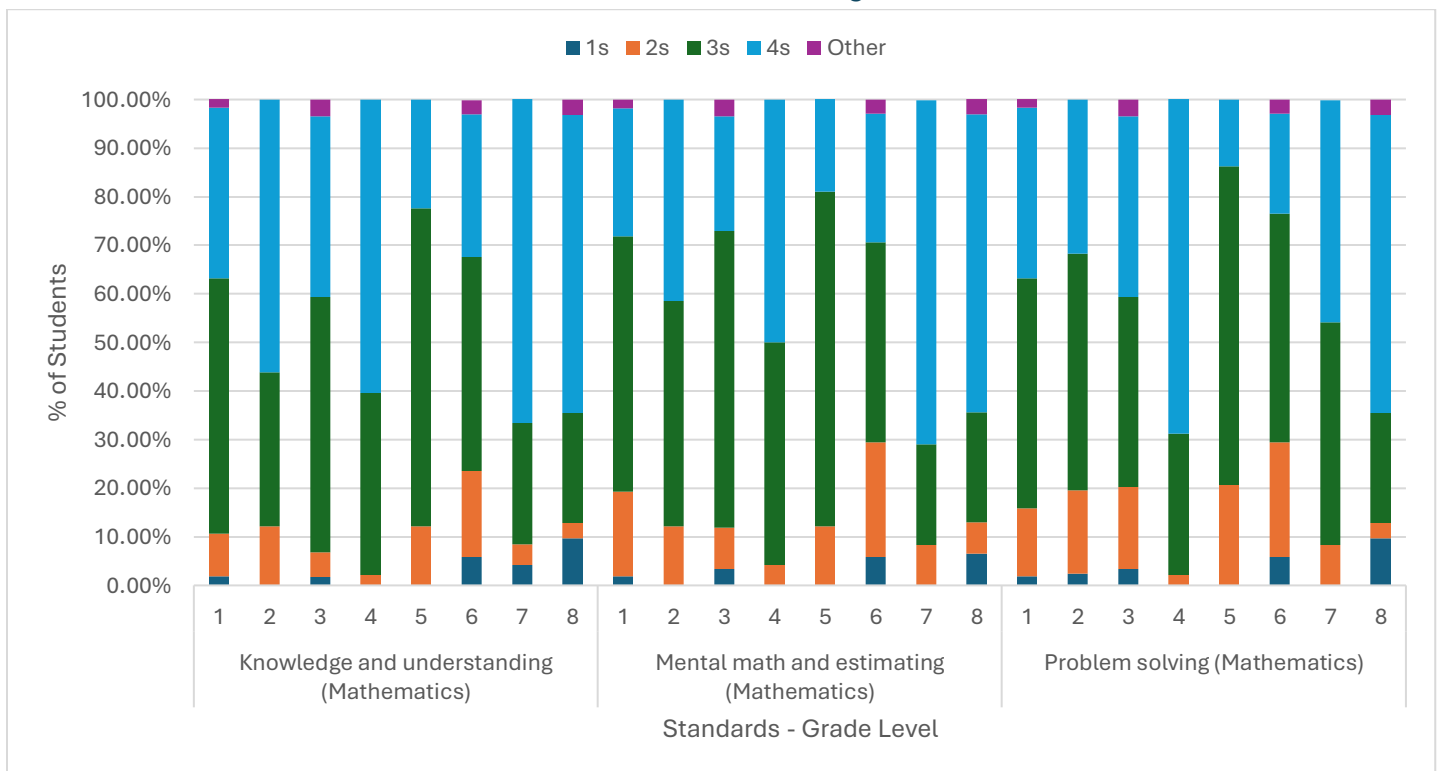
Report Card Data – Term 3 2023/24

Grades 1-8: Percentage of Students for Each Report Card Standard (Math)

English Program



French Immersion Program



*Portage la Prairie School Division
2024/25 Continuous Improvement Plan*

[Division PD and SS Plan 2024-25.pptx](#)

[Overarching PLPSD Goals for 2024-25.docx](#)

Divisional Planning Document Links	
<u>French Immersion K-12 Plan for Continuous Improvement</u>	<u>Early Childhood Development Initiative Plan for Continuous Improvement</u>
<u>Numeracy K-12 Plan for Continuous Improvement</u>	<u>Plan for Special Training (PBIS, NVCI, VTRA)</u>
<u>Literacy K-12 Plan for Continuous Improvement</u>	<u>Indigenous Academic Achievement Plan</u>
<u>Technology Education Plan for Continuous Improvement</u>	<u>Learning to Age 18 Plan for Continuous Improvement</u>
<u>Career Development Plan for Continuous Improvement</u>	<u>English as an Additional Language Plan</u>
<u>Comprehensive School Health/Plan for Healthy Schools</u>	
Resources to Inform Planning	Professional Partners
<ul style="list-style-type: none"> • <u>PLPSD 5 Principles for Learning (revised Apr.2024)</u> • <u>Standards for Appropriate Education</u> • <u>Mamahtawisiwin</u> • <u>Tools for Reflection</u> • <u>MEECL Framework for Learning</u> • <u>MEECL Framework for Continuous Improvement</u> • <u>Manitoba School Leadership Framework Document</u> 	<ul style="list-style-type: none"> • <u>Association canadienne des professeurs de l'immersion</u> • <u>The Critical Thinking Consortium: Home</u> • <u>Manitoba Rural Learning Consortium</u> • <u>Manitoba Association of Education Technology Leaders</u> • <u>Bureau d'education francais</u> • <u>Manitoba Education and Early Childhood Learning</u> • <u>Manitoba Association of Education Technology Leaders</u> • <u>Flourish-Leadership by Design (Laura Gini-Newman & Mary Nanavati)</u>



“DEDICATED TO THE PURSUIT OF EXCELLENCE”

"DEDICATED TO THE PURSUIT OF EXCELLENCE"